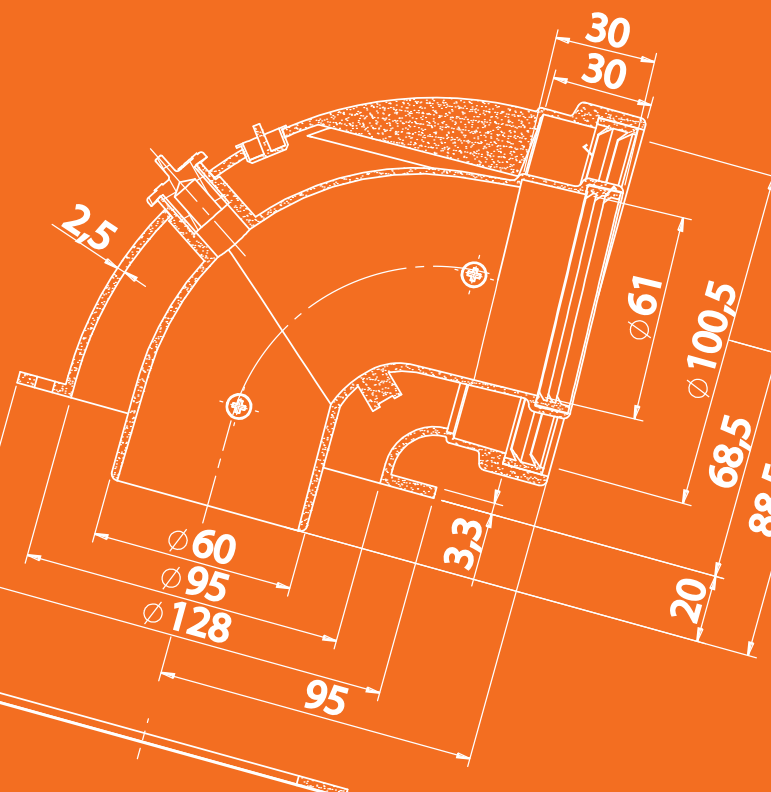
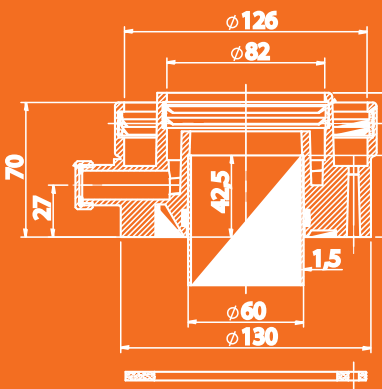
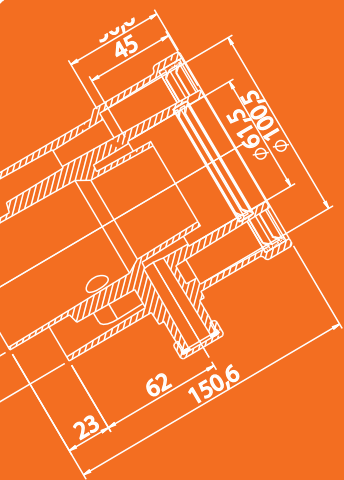


FLUES ACCESSORIES



FLUE ACCESSORIES

STARTING KITS:


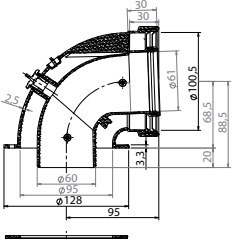

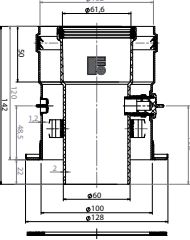

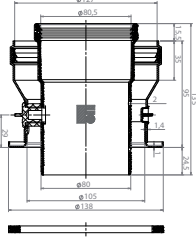

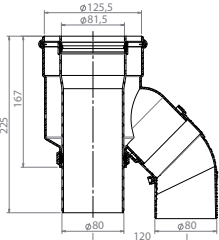
FLUES FOR CONDENSING BOILERS	04
FLUES FOR TRADITIONAL BOILERS	08

NON-STARTING KITS:

FLUES FOR CONDENSING BOILERS	12
FLUES FOR TRADITIONAL BOILERS	14
UNIVERSAL FLUES	18


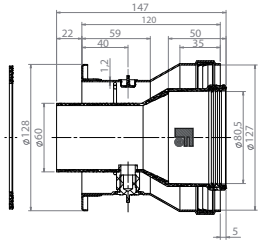

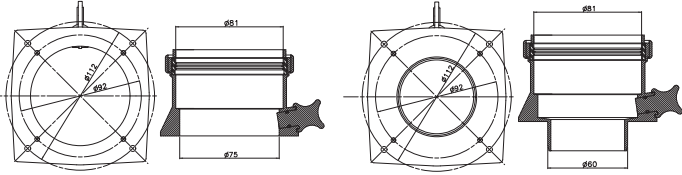

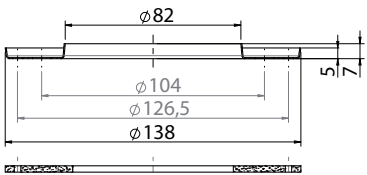
ATTENTION:

Please contact commercial department for commercial conditions, order lots and delivery time


		ENERGY TOP W	ECONCEPT KOMBI / SOLAR ST	ECONCEPT TECH TOP / ST	BLUEHELIX	DOMICONDENS	ECONCEPT 51 A
 <p>90° flanged concentric bend, 360° adjustable by 45° steps, Ø 60/100 mm, with test point</p> <p>041001X0</p>			●	●	●	●	
 <p>Vertical concentric connection - Ø 60/100 mm, with test point</p> <p>041002X0</p>			●	●	●	●	
 <p>Vertical concentric connection Ø 80/125 mm External aluminium, internal PPs, with test point</p> <p>1KWMA74Y</p>							●
 <p>Vertical concentric adaptor - Ø 80/125 mm - with flues test point</p> <p>041007X0</p>		●					

STARTING ACCESSORIES CONDENSING BOILERS

BOILER MATCHING


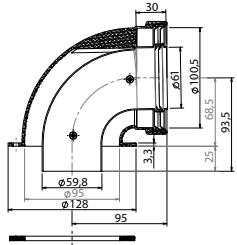

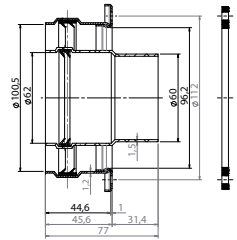

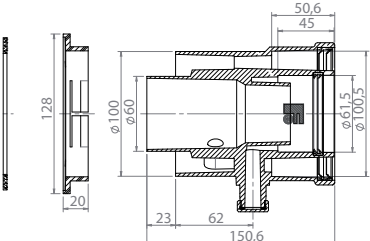

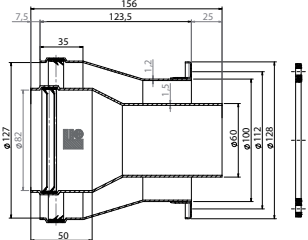
		ENERGY TOP W	ECONCEPT KOMBI / SOLAR ST	ECONCEPT TECH TOP / ST	BLUEHELIX	DOMICONDENS	ECONCEPT 51 A
 <p>041006X0</p>	<p>Vertical concentric adapter from Ø 60/100 mm to Ø 80/125 mm, with test point</p>						
			●	●	●	●	
 <p>041039X0</p>	<p>Twin pipes adaptor Ø 80/80 mm, with test point</p>						
			●	●	●	●	
 <p>1KWMA38U</p>	<p>Twin pipes adaptor Ø 80/80 mm</p>						
							●

COMBINED KITS

 <p>1KWMA32W</p>	<p>Basic twin pipe system kit, Ø 80/80 mm, aluminium</p> <p>(made by: adaptor, 2x90° bends, 2x1mt extensions, 4x wall gaskets, 1x air terminal, 1x flues terminal)</p>						●
---	--	--	--	--	--	--	---


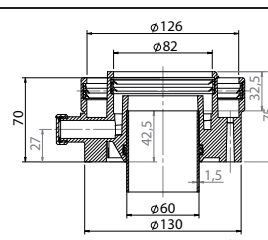

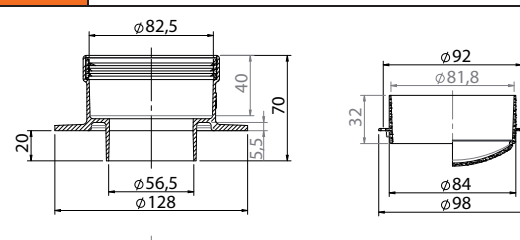

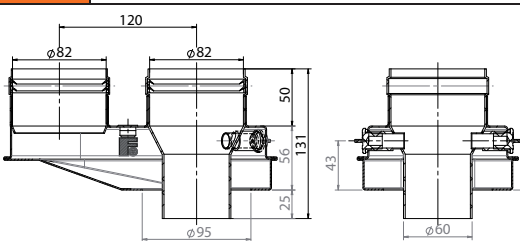
STARTING ACCESSORIES TRADITIONAL BOILERS

BOILER MATCHING



		DOMIPROJECT D	DIVATECH D	DIVATOP FAMILY	DOMITECH D	SKY	EGEA
 <p>90° flanged concentric bend -360° adjustable by 45° steps - Ø 60/100 mm, external PVC internal aluminium</p> <p>010007X0</p>		●	●	●	●	●	●
 <p>Vertical concentric connection, Ø 60/100 mm, external PVC internal aluminium</p> <p>010006X0</p>		●	●	●	●	●	●
 <p>Vertical concentric connection, Ø 60/100 mm, aluminium, with condensate drain</p> <p>010023X0</p>		●	●	●	●	●	●
 <p>Vertical concentric connection, Ø 80/125 mm, external PVC internal aluminium</p> <p>010014X0</p>		●	●	●	●	●	●

STARTING ACCESSORIES TRADITIONAL BOILERS

BOILER MATCHING










		DOMIPROJECT D	DIVATECH D	DIVATOP FAMILY	DOMITECH D	SKY	EGEA
 <p>Vertical concentric connection, Ø 80/125 mm, with test point, aluminium</p> <p>010018X0</p>		•	•	•	•	•	•
 <p>Twin pipes adaptor Ø 80/80 mm, PVC - aluminium</p> <p>010011X0</p>		•	•	•	•		•
 <p>Twin pipes adaptor Ø 80/80 mm, aluminium</p> <p>010031X0</p>						•	

COMBINED KITS




 <p>Basic twin pipe system kit, Ø 80/80 mm, aluminium</p> <p>(made by: vertical connections, 2x90° bends, 2x1mt extensions)</p> <p>010013X0</p>	•	•	•	•			•
 <p>Concentric kit 01007X0 + 1KWMA56A</p> <p>(made by: 90° bend, 1mt terminal pipe, Ø 60/100 mm)</p> <p>010012X0</p>	•	•	•	•	•	•	•

FLUE ACCESSORIES











NON-STARTING ACCESSORIES CONDENSING BOILERS

	1 mt Concentric terminal pipe, Ø 60/100 mm, external PVC, internal PPs
1KWMA56W	
	1 mt Concentric terminal pipe, Ø 80/125 mm, external PVC, internal PPs
1KWMA58W	
	1 mt M-F concentric extension, Ø 60/100 mm, external PVC, internal PPs
1KWMA57W	
	1 mt M-F concentric extension, Ø 80/125 mm, external PVC, internal PPs
1KWMA59W	
	90° M-F concentric bend, Ø 60/100 mm, external PVC, internal PPs
1KWMA35W	
	90° M-F concentric bend, Ø 80/125 mm, external aluminium, internal PPs
1KWMA73W	
	1 mt M-F pipe, Ø 80 mm, PPs
1KWMA83W	
	90° M-F bend, Ø 80 mm, PPs
1KWMA01W	
	45° M-F concentric bend, Ø 60/100 mm, external PVC, internal PPs
1KWMA64W	











NON-STARTING ACCESSORIES CONDENSING BOILERS

	45° M-F concentric bend, Ø 80/125 mm, external PVC, internal PPs
1KWMA72W	
	90° M-F bend, Ø 60 mm, PPs
1KWMA88W	
	45° M-F bend, Ø 80 mm, PPs
1KWMA65W	
	Flue or air test point Ø 80 mm (M-F) PPs
1KWMA70W	
	90° M-F bend, Ø 80 mm, PPs, with test point
041000X0	
	Concentric roof terminal, Ø 60/100 mm, external PVC, internal PPs
041049X0	











NON-STARTING ACCESSORIES TRADITIONAL BOILERS

	1 mt concentric terminal pipe, Ø 60/100 mm, external PVC, internal aluminium
1KWMA56A	
	1 mt concentric terminal pipe, Ø 60/100 mm, aluminium
1KWMA66A	
	1 MT concentric terminal pipe, Ø 80/125 mm, aluminium
1KWMR56A	
	1 mt M-F concentric extension, Ø 60/100 mm, external PVC, internal aluminium
1KWMA56U	
	1 mt M-F concentric extension, Ø 80/125 mm, external PVC, internal aluminium
1KWMR56U	
	90° M-F concentric bend, Ø 60/100 mm, aluminium
1KWMA81A	
	90° M-F concentric bend, Ø 80/125 mm, external PVC, internal aluminium
010002X0	
	45° M-F concentric bend, Ø 60/100 mm, aluminium
1KWMA64A	
	45° M-F concentric bend, Ø 60/100 mm, external PVC, internal aluminium
1KWMA31W	
	45° M-F concentric bend, Ø 80/125 mm, aluminium
1KWMA72K	

NON-STARTING ACCESSORIES TRADITIONAL BOILERS

	1 mt M-F extension, Ø 80 mm, aluminium
1KWMA83A	
	1 mt M-F extension, Ø 100 mm, aluminium
1KWMA08K	
	1 mt M-F extension, Ø 60 mm, aluminium
010028X0	
	0,5 mt M-F extension, Ø 80 mm, aluminium
1KWMA38A	
	2 mt M-F extension, Ø 80 mm, aluminium
1KWMA06K	
	90° M-F bend, Ø 80 mm, aluminium, with test point
1KWMA70U	
	90° M-F bend, Ø 80 mm, aluminium
1KWMA82A	
	90° M-F bend, Ø 100 mm, aluminium
1KWMA04K	
	90° M-F bend, Ø 60 mm, aluminium
010029X0	
	45° M-F bend, Ø 80 mm, aluminium
1KWMA65A	

NON-STARTING ACCESSORIES TRADITIONAL BOILERS

	45° M-F bend, Ø 100 mm, aluminium
1KWMA03K	
	90° F-F bend, Ø 80 mm, aluminium
1KWMA02K	
	45° F-F bend, Ø 80 mm, aluminium
1KWMA01K	
	Vertical connection, Ø 80 mm, aluminium, with test point
1KWMA16U	
	M-F reduction, Ø 80-100 mm, aluminium
1KWMA03U	
	M-F reduction, Ø 80-60 mm, aluminium
010030X0	
	T-connection M-M-F, Ø 80 mm, with inspection plug and condensate drain, aluminium
1KWMA05K	
	Vertical connection, Ø 80 mm, with condensate drain, aluminium
1KWMA55U	
	60/60 F/F vertical connection, aluminium
1KWMA06U	
	25 Mt flexible pipe roll, internal Ø 72 mm with smooth surface, external Ø 80 mm, stainless steel AISI 316 L
1KWMA18K	

NON-STARTING ACCESSORIES TRADITIONAL BOILERS



	Reduction nipple for flexible pipe, Ø 72/79 mm, stainless steel AISI 316 L
1KWMA19K	
	Terminal coupling for flexible pipe, Ø 72/79 mm to 80 mm, stainless steel AISI 316 L
1KWMA21K	
	Concentric roof terminal, Ø 60/100 mm, external PVC, internal aluminium
010025X0	

FLUE ACCESSORIES

NON-STARTING ACCESSORIES UNIVERSAL USE

	Wall gasket, Ø 80 mm, silicon
1KWMA84A	
	Wall gasket, Ø 100 mm, silicon
1KWMR11A	
	Wall gasket, Ø 60 mm, silicon
1KWMA91A	
	Wall gasket, Ø 125 mm, silicon
1KWMR09A	
	Air terminal, Ø 80mm, stainless steel
1KWMA85A	
	Air terminal Ø 100 mm, stainless steel
1KWMA14K	
	Flue terminal, Ø 80 mm, stainless steel
1KWMA86A	
	Flue terminal Ø 100 mm, stainless steel
1KWMA29K	
	Flue terminal, Ø 60 mm, stainless steel
1KWMA90A	
	Connection joint, Ø 80 mm, steel
1KWMA07U	

NON-STARTING ACCESSORIES UNIVERSAL USE

	Connection joint, Ø 100 mm, steel
1KWMA08U	
	Roof tile for flat roofs, PVC
1KWMA81U	
	Roof reduction from Ø 125 mm to Ø 80 mm, PVC
1KWMA86U	
	Roof tile for sloping roofs, PVC and lead molder support
1KWMA82U	
	Concentric roof terminal, Ø 80/125 mm, external plastic, internal aluminium, condensate-proof
010026X0	
	Concentric roof terminal, Ø 60/100 mm with adaptor for twin pipe system Ø 80-80 mm, external plastic, internal aluminium, condensate-proof
010027X0	

WARNING FOR TRADERS: As part of its efforts to constantly improve its range of products, with the aim of increasing the level of Customer satisfaction, the Company stresses that the appearance, dimensions, technical data and accessories may be subject to variation.
Consequently, ensure that the Customer is provided with updated documents.



Ferrolì spa - 37047 San Bonifacio (Verona) Italy - Via Ritonda 78/A
tel. +39.045.6139411 - fax. +39.045.6100933
www.ferrolì.it - e-mail: export@ferrolì.it